

Prime Finance Asset Management Company Limited
Prime Finance Second Mutual Fund
Portfolio Statements as at 31 March 2022

I. Investment in Capital Market Securities (Listed)

Figure in BD Taka in million

SL	Sector	Name of Script	No. of shares/Units	Cost Value	Market Value	Unrealized Gain / Loss	% Changes (In term of Cost)	% of total investments
1	Bank	CITYBANK	210,480	6.61	5.45	-1.15	-17.47%	2.40%
2	Bank	ISLAMIBANK	122,500	3.57	4.02	0.44	12.41%	1.30%
	Sub-Total:			10.18	9.47	-0.71	-6.98%	3.70%
3	Bond	IBBLPBOND	2,925	2.54	3.05	0.51	19.95%	0.93%
	Sub-Total:			2.54	3.05	0.51	19.95%	0.93%
4	Cement	CONFIDCEM	37,839	5.06	4.31	-0.75	-14.75%	1.84%
5	Cement	HEIDELCEM	12,106	6.55	3.33	-3.22	-49.16%	2.38%
6	Cement	PREMIERCEM	48,644	3.26	2.73	-0.53	-16.12%	1.19%
	Sub-Total:			14.87	10.38	-4.49	-30.20%	5.41%
7	Engineering	BBSCABLES	105,743	7.20	6.01	-1.19	-16.57%	2.62%
8	Engineering	DOMINAGE	20,000	0.69	0.47	-0.22	-32.40%	0.25%
9	Engineering	IFADAUTOS	49,050	3.88	2.24	-1.64	-42.28%	1.41%
10	Engineering	MIRAKHTER	18,613	1.23	1.16	-0.07	-5.73%	0.45%
11	Engineering	NPOLYMER	44,000	2.49	2.36	-0.13	-5.36%	0.91%
12	Engineering	RUNNERAUTO	56,043	3.70	2.85	-0.85	-22.88%	1.35%
13	Engineering	SINGERBD	20,762	3.78	3.53	-0.25	-6.66%	1.38%
14	Engineering	SSSTEEL	94,000	1.95	1.81	-0.14	-7.15%	0.71%
15	Engineering	WALTONHIL	2,000	2.77	2.15	-0.61	-22.18%	1.01%
	Sub-Total:			27.69	22.58	-5.11	-18.46%	10.07%
16	NBFI	IDLC	42,279	3.03	2.20	-0.82	-27.22%	1.10%
17	NBFI	LANKABAFIN	20,895	0.82	0.67	-0.14	-17.56%	0.30%
18	NBFI	PLFSL	18,748	0.92	0.06	-0.87	-93.92%	0.34%
	Sub-Total:			4.77	2.93	-1.84	-38.49%	1.74%
19	Food	BATBC	3,750	1.89	2.19	0.30	15.97%	0.69%
20	Food	GHAIL	83,533	1.48	1.51	0.04	2.38%	0.54%
21	Food	OLYMPIC	66,376	16.93	9.11	-7.82	-46.21%	6.16%
	Sub-Total:			20.30	12.81	-7.49	-36.88%	7.38%
22	Fuel and Power	BARKAPOWER	198,326	6.01	4.94	-1.07	-17.82%	2.19%
23	Fuel and Power	DESCO	67,527	2.89	2.64	-0.25	-8.61%	1.05%
24	Fuel and Power	EPGL	35,000	1.95	1.36	-0.59	-30.31%	0.71%
25	Fuel and Power	JAMUNAOIL	52,503	10.49	8.57	-1.92	-18.30%	3.82%
26	Fuel and Power	KPCL	100,000	3.20	3.28	0.08	2.44%	1.16%
27	Fuel and Power	LINDEBD	2,397	3.11	3.79	0.68	21.82%	1.13%
28	Fuel and Power	MJLBD	112,508	12.27	9.95	-2.32	-18.95%	4.46%
29	Fuel and Power	PADMAOIL	8,800	2.70	1.81	-0.89	-32.87%	0.98%
30	Fuel and Power	POWERGRID	20,000	1.35	1.27	-0.08	-5.76%	0.49%

Prime Finance Asset Management Company Limited
Prime Finance Second Mutual Fund
Portfolio Statements as at 31 March 2022

31	Fuel and Power	SPCL	20,000	1.72	1.53	-0.18	-10.74%	0.62%
32	Fuel and Power	SUMITPOWER	139,400	5.79	5.44	-0.35	-6.07%	2.11%
33	Fuel and Power	TITASGAS	75,000	3.02	3.04	0.01	0.44%	1.10%
34	Fuel and Power	UPGDCL	21,526	5.86	5.47	-0.39	-6.69%	2.13%
	Sub-Total:			60.36	53.08	-7.28	-12.06%	21.96%
35	Mutual Funds	ABB1STMF	150,000	1.11	0.84	-0.27	-24.48%	0.40%
36	Mutual Funds	GRAMEENS2	208,126	3.54	3.31	-0.23	-6.51%	1.29%
37	Mutual Funds	IFIC1STMF	460,103	2.98	2.58	-0.40	-13.50%	1.08%
38	Mutual Funds	RELIANCE1	123,846	1.50	1.41	-0.09	-5.82%	0.55%
39	Mutual Funds	VAMLBDMF1	23,190	0.24	0.18	-0.06	-24.42%	0.09%
	Sub-Total:			9.37	8.32	-1.05	-11.21%	3.41%
40	Pharmaceuticals	ACMELAB	10,000	0.90	0.91	0.01	0.69%	0.33%
41	Pharmaceuticals	ACTIVEFINE	382,917	12.15	8.65	-3.49	-28.76%	4.42%
42	Pharmaceuticals	IBNSINA	14,005	3.62	4.17	0.56	15.44%	1.32%
43	Pharmaceuticals	MARICO	1,035	2.20	2.44	0.24	10.84%	0.80%
44	Pharmaceuticals	RENATA	18,531	15.59	25.08	9.49	60.85%	5.67%
45	Pharmaceuticals	SQURPHARMA	62,709	12.78	13.75	0.98	7.64%	4.65%
	Sub-Total:			47.23	55.00	7.77	16.46%	17.18%
46	Travel & Leisure	PENINSULA	20,000	0.71	0.73	0.03	3.77%	0.26%
	Sub-Total:			0.71	0.73	0.03	3.77%	0.26%
47	Tannery	BATASHOE	5,519	5.41	4.96	-0.45	-8.38%	1.97%
	Sub-Total:			5.41	4.96	-0.45	-8.38%	1.97%
48	Telecom	GP	14,500	5.14	4.77	-0.37	-7.24%	1.87%
	Sub-Total:			5.14	4.77	-0.37	-7.24%	1.87%
49	Miscellaneous	KFL	86,526	0.87	1.30	0.43	50.00%	0.31%
50	Miscellaneous	SKTRIMS	40,000	1.65	1.12	-0.53	-32.17%	0.60%
	Sub-Total:			2.51	2.41	-0.10	-3.85%	0.91%
51	Textile	ESQUIRENIT	90,417	3.37	3.07	-0.29	-8.70%	1.22%
52	Textile	ETL	145,658	2.59	1.57	-1.02	-39.28%	0.94%
53	Textile	FAMILYTEX	94,475	1.64	0.46	-1.18	-71.74%	0.60%
	Sub-Total:			7.60	5.11	-2.49	-32.73%	2.76%
	Total:			218.67	195.60	-23.06	-10.55%	79.55%

II. Investment in Capital Market Securities (Non-listed)

SL	Name of Script	No. of shares/Units	Cost Value	Market Value	Unrealized Gain / Loss	% Changes (In term of Cost)	% of total investments
1	Capitec IBBL Shariah Unit Fund	983,000	10.01	9.32	-0.69	-6.88%	3.64%
	VIPB SEBL 1st Unit Fund	711,832	7.12	7.48	0.36	5.10%	2.59%


Prime Finance Asset Management Company Limited
Prime Finance Second Mutual Fund
Portfolio Statements as at 31 March 2022


IPO Application:					
BD Thai Food & Beverage Ltd		0.00	0.00	0.00	
Sub-Total:		17.13	16.80	-0.33	

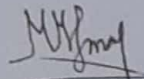
III. Cash and Cash Equivalents and Investment in Securities (not related to Capital Market)

A. Money Market Instruments			Cost Value	Market Value/Fair Value	
			-	-	
B. Term Deposit/Investments		Types	No. of Instrument	Cost Value	Maturity Value
LankaBangla Finance Limited		FDR	-	10.00	10.00
FDR NO.001229200000019		Interest rate	6.25%		
DBH Finance Corporation Limited		FDR		10.00	10.00
FDR NO.71000192580		Interest rate	5.75%		
Other assets				5.31	5.31
C. Cash at Bank					
BRAC Bangla Bank Limited				5.77	5.77
Motijheel Branch					
D. Cash at Bo Account:					
PFI Securities Limited				7.80	7.80
UCB Stock Brokerage Limited				0.04	0.04
IDLC Securities Limited				0.16	0.16
Fareast Stock and Bonds Limited				0.00	0.00
Sub-Total:				39.09	70.35

Total Investment =(I+II+III)	274.88	282.75
-------------------------------------	---------------	---------------


Moin Al Kashem
 Managing Director & CEO




Md. Hasan Imam
 Head of Finance & Fund Management