


Prime Finance Second Mutual Fund
Investment in Listed Securities

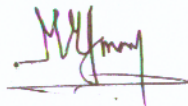
Sl. No.	Instrument	As on 30 June 2020						As on 31 March 2020					
		Number of Unit	Average Cost Per Unit	Total Cost	Market price per unit	Total Market Price	Unrealized gain/ (loss)	Number of Unit	Average Cost Per Unit	Total Cost	Market price per unit	Total Market Price	Unrealized gain/ (loss)
		Qty	Taka	Taka	Taka	Taka	Taka	Qty	Taka	Taka	Taka	Taka	Taka
1	ACMELAB	17,572.00	85.87	1,508,868.15	63.40	1,114,064.80	-394,803.35	17,572.00	85.87	1,508,868.15	59.70	1,049,048.40	-459,819.75
2	ACTIVEFINE	462,917.00	32.06	14,842,975.54	12.30	5,693,879.10	-9,149,096.44	462,917.00	32.06	14,842,975.54	12.30	5,693,879.10	-9,149,096.44
3	BARKAPOWER	213,868.00	32.90	7,035,875.58	19.80	4,234,586.40	-2,801,289.18	213,868.00	32.90	7,035,875.58	19.90	4,255,973.20	-2,779,902.38
4	BATASHOE	5,274.00	1,148.42	6,056,746.12	693.20	3,655,936.80	-2,400,809.32	5,274.00	1,148.42	6,056,746.12	693.20	3,655,936.80	-2,400,809.32
5	BATBC	1,334.00	1,094.51	1,460,079.67	907.60	1,210,738.40	-249,341.27	1,334.00	1,094.51	1,460,079.67	907.60	1,210,738.40	-249,341.27
6	BBSCABLES	45,371.00	90.71	4,115,413.86	54.60	2,477,256.60	-1,638,157.26	45,371.00	90.71	4,115,413.86	54.60	2,477,256.60	-1,638,157.26
7	BRACBANK	38,700.00	55.97	2,166,103.92	31.90	1,234,530.00	-931,573.92	36,000.00	60.17	2,166,103.92	31.90	1,148,400.00	-1,017,703.92
8	BXPBARMA	83,190.00	101.68	8,458,369.99	69.20	5,756,748.00	-2,701,621.99	83,190.00	101.68	8,458,369.99	60.70	5,049,633.00	-3,408,736.99
9	CITYBANK	176,458.00	34.03	6,004,358.43	16.70	2,946,848.60	-3,057,509.83	176,458.00	34.03	6,004,358.43	17.10	3,017,431.80	-2,986,926.63
10	CONFIDCEM	43,883.00	150.83	6,618,717.58	97.00	4,256,651.00	-2,362,066.58	43,883.00	150.83	6,618,717.58	97.00	4,256,651.00	-2,362,066.58
11	COPPERTECH	5,952.00	9.52	56,686.62	20.70	123,206.40	66,519.78	5,952.00	9.52	56,686.62	20.70	123,206.40	66,519.78
12	DESCO	34,756.00	57.44	1,996,322.78	34.80	1,209,508.80	-786,813.98	34,756.00	57.44	1,996,322.78	34.80	1,209,508.80	-786,813.98
13	ESQUIRENIT	68,917.00	43.98	3,030,644.75	21.90	1,509,282.30	-1,521,362.45	68,917.00	43.98	3,030,644.75	21.90	1,509,282.30	-1,521,362.45
14	ETL	156,222.00	18.83	2,942,075.78	8.20	1,281,020.40	-1,661,055.38	156,222.00	18.83	2,942,075.78	8.20	1,281,020.40	-1,661,055.38
15	FAMILYTEX	124,475.00	17.34	2,158,335.37	2.00	248,950.00	-1,909,385.37	124,475.00	17.34	2,158,335.37	1.80	224,055.00	-1,934,280.37
16	GP	8,253.00	324.15	2,675,182.32	238.80	1,970,816.40	-704,365.92	8,253.00	324.15	2,675,182.32	238.80	1,970,816.40	-704,365.92
17	GRAMEENS2	670,626.00	14.99	10,050,860.95	11.10	7,443,948.60	-2,606,912.35	670,626.00	14.99	10,050,860.95	11.20	7,511,011.20	-2,539,849.75
18	HEIDELBCEM	12,106.00	540.72	6,545,945.86	137.30	1,662,153.80	-4,883,792.06	12,106.00	540.72	6,545,945.86	140.00	1,694,840.00	-4,851,105.86
19	IBBLPBOND	2,925.00	869.96	2,544,637.02	959.50	2,806,537.50	-	2,925.00	869.96	2,544,637.02	944.00	2,761,200.00	216,562.98





 Syed Sadek Hussain
 Compliance Officer
 Prime Finance Asset
 Management Company Ltd

Prime Finance Second Mutual Fund
Investment in Listed Securities


Sl. No.	Instrument	As on 30 June 2020						As on 31 March 2020					
		Number of Unit	Average Cost Per Unit	Total Cost	Market price per unit	Total Market Price	Unrealized gain/ (loss)	Number of Unit	Average Cost Per Unit	Total Cost	Market price per unit	Total Market Price	Unrealized gain/ (loss)
		Qty	Taka	Taka	Taka	Taka	Taka	Qty	Taka	Taka	Taka	Taka	Taka
20	ICBAGRANI1	45,000.00	7.96	358,293.90	6.20	279,000.00	-	45,000.00	7.96	358,293.90	6.20	279,000.00	-79,293.90
21	IDLC	91,576.00	75.16	6,883,079.86	41.90	3,837,034.40	-3,046,045.46	91,576.00	75.16	6,883,079.86	41.90	3,837,034.40	-3,046,045.46
22	IFADAUTOS	23,540.00	112.24	2,642,124.03	38.50	906,290.00	-1,735,834.03	23,540.00	112.24	2,642,124.03	38.50	906,290.00	-1,735,834.03
23	IFIC1STMF	837,019.00	6.23	5,214,628.37	4.60	3,850,287.40	-1,364,340.97	837,019.00	6.23	5,214,628.37	4.60	3,850,287.40	-1,364,340.97
24	ISLAMIBANK	78,000.00	30.87	2,408,247.13	17.50	1,365,000.00	-1,043,247.13	78,000.00	30.87	2,408,247.13	16.90	1,318,200.00	-1,090,047.13
25	JAMUNAOIL	57,503.00	201.36	11,578,970.81	138.20	7,946,914.60	-3,632,056.21	57,503.00	201.36	11,578,970.81	138.30	7,952,664.90	-3,626,305.91
26	KPCL	1,100.00	49.94	54,937.00	45.30	49,830.00	-5,107.00	1,100.00	49.94	54,937.00	45.30	49,830.00	-5,107.00
27	LANKABAFIN	169,424.00	41.22	6,983,173.19	12.90	2,185,569.60	-4,797,603.59	169,424.00	41.22	6,983,173.19	12.90	2,185,569.60	-4,797,603.59
28	LINDEBD	1,997.00	1,320.87	2,637,775.44	1,292.00	2,580,124.00	-57,651.44	1,997.00	1,320.87	2,637,775.44	1,239.00	2,474,283.00	-163,492.44
29	MERCANBANK	111,903.00	13.95	1,561,247.38	10.60	1,186,171.80	-375,075.58	106,575.00	14.65	1,561,247.38	12.70	1,353,502.50	-207,744.88
30	MJLBD	123,008.00	112.07	13,784,951.78	64.70	7,958,617.60	-5,826,334.18	123,008.00	112.07	13,784,951.78	65.30	8,032,422.40	-5,752,529.38
31	NEWLINE	9,741.00	8.77	85,453.06	12.90	125,658.90	40,205.84	9,741.00	8.77	85,453.06	12.90	125,658.90	40,205.84
32	NLI1STMF	457,217.00	12.02	5,493,971.05	9.60	4,389,283.20	-1,104,687.85	457,217.00	12.02	5,493,971.05	9.60	4,389,283.20	-1,104,687.85
33	OLYMPIC	53,976.00	270.95	14,624,989.51	150.20	8,107,195.20	-6,517,794.31	53,976.00	270.95	14,624,989.51	150.20	8,107,195.20	-6,517,794.31
34	PADMAOIL	8,800.00	307.02	2,701,805.50	166.20	1,462,560.00	-1,239,245.50	8,800.00	307.02	2,701,805.50	167.60	1,474,880.00	-1,226,925.50
35	PHENIXINS	9,840.00	64.88	638,391.50	21.50	211,560.00	(426,831.50)	9,840.00	64.88	638,391.50	21.60	212,544.00	-425,847.50
36	PLFSL	18,748.00	49.34	924,975.00	3.00	56,244.00	-868,731.00	18,748.00	49.34	924,975.00	3.00	56,244.00	-868,731.00
37	PREMIERCEM	11,860.00	91.28	1,082,552.01	60.90	722,274.00	-360,278.01	11,860.00	91.28	1,082,552.01	63.50	753,110.00	-329,442.01
38	PRIMEBANK	201,435.00	21.34	4,299,158.77	14.20	2,860,377.00	-1,438,781.77	201,435.00	21.34	4,299,158.77	14.60	2,940,951.00	-1,358,207.77




 Syed Sadek Hussain
 Compliance Officer
 Prime Finance Asset
 Management Company Ltd

Prime Finance Second Mutual Fund
Investment in Listed Securities

Sl. No.	Instrument	As on 30 June 2020						As on 31 March 2020					
		Number of Unit	Average Cost Per Unit	Total Cost	Market price per unit	Total Market Price	Unrealized gain/ (loss)	Number of Unit	Average Cost Per Unit	Total Cost	Market price per unit	Total Market Price	Unrealized gain/ (loss)
		Qty	Taka	Taka	Taka	Taka	Taka	Qty	Taka	Taka	Taka	Taka	Taka
39	RELIANCE1	478,796.00	9.45	4,524,262.62	8.10	3,878,247.60	-646,015.02	478,796.00	9.45	4,524,262.62	8.30	3,974,006.80	-550,255.82
40	RENATA	15,961.00	878.68	14,024,661.20	1,026.20	16,379,178.20	2,354,517.00	15,961.00	878.68	14,024,661.20	1,026.20	16,379,178.20	2,354,517.00
41	RINGSHINE	549,135.00	8.70	4,775,090.00	6.40	3,514,464.00	-1,260,626.00	549,135.00	8.70	4,775,090.00	6.40	3,514,464.00	-1,260,626.00
42	RUNNERAUTO	13,543.00	71.43	967,425.00	46.10	624,332.30	-343,092.70	13,543.00	71.43	967,425.00	46.10	624,332.30	-343,092.70
43	SEAPEARL	5,515.00	9.52	52,526.08	79.10	436,236.50	383,710.42	5,515.00	9.52	52,526.08	79.10	436,236.50	383,710.42
44	SEBL1STMF	646,200.00	12.27	7,927,855.52	9.30	6,009,660.00	-1,918,195.52	646,200.00	12.27	7,927,855.52	9.30	6,009,660.00	-1,918,195.52
45	SILCOPHL	20,886.00	9.09	189,880.00	22.40	467,846.40	277,966.40	20,886.00	9.09	189,880.00	22.40	467,846.40	277,966.40
46	SINGERBD	8,609.00	192.53	1,657,519.93	147.00	1,265,523.00	-391,996.93	8,609.00	192.53	1,657,519.93	147.00	1,265,523.00	-391,996.93
47	SPCL	45,368.00	118.22	5,363,399.10	72.00	3,266,496.00	-2,096,903.10	45,368.00	118.22	5,363,399.10	72.00	3,266,496.00	-2,096,903.10
48	SQUARETEXT	31,656.00	69.18	2,189,968.23	29.00	918,024.00	-1,271,944.23	31,656.00	69.18	2,189,968.23	29.00	918,024.00	-1,271,944.23
49	SQURPHARMA	154,723.00	213.92	33,098,177.57	172.50	26,689,717.50	-6,408,460.07	154,723.00	213.92	33,098,177.57	172.50	26,689,717.50	-6,408,460.07
50	SSSTEEL	9,901.00	8.70	86,100.00	10.30	101,980.30	15,880.30	9,901.00	8.70	86,100.00	10.30	101,980.30	15,880.30
51	SUMITPOWER	31,900.00	40.33	1,286,456.79	35.10	1,119,690.00	-166,766.79	31,900.00	40.33	1,286,456.79	35.80	1,142,020.00	-144,436.79
52	UNIQUEHRL	20,000.00	52.39	1,047,738.20	39.50	790,000.00	-257,738.20	20,000.00	52.39	1,047,738.20	40.00	800,000.00	-247,738.20
53	UPGDCL	1,000.00	236.97	236,970.95	220.20	220,200.00	-16,770.95	1,000.00	236.97	236,970.95	220.20	220,200.00	-16,770.95
				251,654,957		166,598,251	-85,239,312			251,654,957		166,208,524	-85,429,662




 Syed Sadek Hussain
 Compliance Officer
 Prime Finance Asset
 Management Company Ltd