


Rupali Life Insurance First Mutual Fund
Investment in Listed Securities

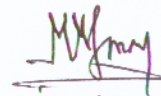
Sl. No.	Instrument	As on 30 June 2020						As on 31 March 2020					
		Number of Unit	Average Cost Per Unit	Total Cost	Market price per unit	Total Market Price	Unrealized gain/(loss)	Number of Unit	Average Cost Per Unit	Total Cost	Market price per unit	Total Market Price	Unrealized gain/(loss)
		Qty	Taka	Taka	Taka	Taka	Taka	Qty	Taka	Taka	Taka	Taka	Taka
20	IBBLPBOND	3,500.00	869.82	3,044,363.06	959.50	3,358,250.00	313,886.94	3,500.00	869.82	3,044,363.06	944.00	3,304,000.00	259,636.94
21	IDLC	54,052.00	67.86	3,667,936.46	41.90	2,264,778.80	-1,403,157.66	54,052.00	67.86	3,667,936.46	41.90	2,264,778.80	-1,403,157.66
22	IFADAUTOS	20,950.00	112.63	2,359,529.28	38.50	806,575.00	-1,552,954.28	20,950.00	112.63	2,359,529.28	38.50	806,575.00	-1,552,954.28
23	IFIC1STMF	760,484.00	5.82	4,426,016.88	4.60	3,498,226.40	-927,790.48	760,484.00	5.82	4,426,016.88	4.60	3,498,226.40	-927,790.48
24	ISLAMIBANK	84,132.00	32.28	2,715,491.29	17.50	1,472,310.00	-1,243,181.29	84,132.00	32.28	2,715,491.29	16.90	1,421,830.80	-1,293,660.49
25	JAMUNAOIL	43,129.00	199.67	8,611,401.04	138.20	5,960,427.80	-2,650,973.24	43,129.00	199.67	8,611,401.04	138.30	5,964,740.70	-2,646,660.34
26	KPCL	2,100.00	50.03	105,062.00	45.30	95,130.00	-9,932.00	2,100.00	50.03	105,062.00	45.30	95,130.00	-9,932.00
27	LANKABAFIN	73,674.00	42.60	3,138,382.04	12.90	950,394.60	-2,187,987.44	73,674.00	42.60	3,138,382.04	12.90	950,394.60	-2,187,987.44
28	LINDEBD	859.00	1,329.81	1,142,310.20	1,292.00	1,109,828.00	-32,482.20	859.00	1,329.81	1,142,310.20	1,239.00	1,064,301.00	-78,009.20
29	MERCANBANK	145,556.00	14.05	2,045,506.41	10.60	1,542,893.60	-502,612.81	138,625.00	14.76	2,045,506.41	12.70	1,760,537.50	-284,968.91
30	MJLBD	95,479.00	110.09	10,511,709.87	64.70	6,177,491.30	-4,334,218.57	95,479.00	110.09	10,511,709.87	65.30	6,234,778.70	-4,276,931.17
31	NEWLINE	9,741.00	8.77	85,453.06	12.90	125,658.90	40,205.84	9,741.00	8.77	85,453.06	12.90	125,658.90	40,205.84
32	NLI1STMF	386,548.00	11.37	4,395,546.46	9.60	3,710,860.80	-684,685.66	386,548.00	11.37	4,395,546.46	9.60	3,710,860.80	-684,685.66
33	OLYMPIC	38,716.00	267.02	10,337,757.83	150.20	5,815,143.20	-4,522,614.63	38,716.00	267.02	10,337,757.83	150.20	5,815,143.20	-4,522,614.63
34	PADMAOIL	11,291.00	285.92	3,228,279.95	166.20	1,876,564.20	-1,351,715.75	11,291.00	285.92	3,228,279.95	167.60	1,892,371.60	-1,335,908.35
35	PHENIXINS	3,000.00	47.47	142,413.73	21.50	64,500.00	-77,913.73	3,000.00	47.47	142,413.73	21.60	64,800.00	-77,613.73
36	PLFSL	31,906.00	53.57	1,709,278.94	3.00	95,718.00	-1,613,560.94	31,906.00	53.57	1,709,278.94	3.00	95,718.00	-1,613,560.94
37	PREMIERCEM	27,729.00	90.94	2,521,555.06	60.90	1,688,696.10	-832,858.96	27,729.00	90.94	2,521,555.06	63.50	1,760,791.50	-760,763.56
38	PRIMEBANK	187,138.00	20.69	3,871,181.15	14.20	2,657,359.60	-1,213,821.55	187,138.00	20.69	3,871,181.15	14.60	2,732,214.80	-1,138,966.35





 Syed Sadek Hussain
 Compliance Officer
 Prime Finance Asset
 Management Company Ltd

Rupali Life Insurance First Mutual Fund
Investment in Listed Securities


Sl. No.	Instrument	As on 30 June 2020						As on 31 March 2020					
		Number of Unit	Average Cost Per Unit	Total Cost	Market price per unit	Total Market Price	Unrealized gain/(loss)	Number of Unit	Average Cost Per Unit	Total Cost	Market price per unit	Total Market Price	Unrealized gain/(loss)
		Qty	Taka	Taka	Taka	Taka	Taka	Qty	Taka	Taka	Taka	Taka	Taka
20	IBBLPBOND	3,500.00	869.82	3,044,363.06	959.50	3,358,250.00	313,886.94	3,500.00	869.82	3,044,363.06	944.00	3,304,000.00	259,636.94
21	IDLC	54,052.00	67.86	3,667,936.46	41.90	2,264,778.80	-1,403,157.66	54,052.00	67.86	3,667,936.46	41.90	2,264,778.80	-1,403,157.66
22	IFADAUTOS	20,950.00	112.63	2,359,529.28	38.50	806,575.00	-1,552,954.28	20,950.00	112.63	2,359,529.28	38.50	806,575.00	-1,552,954.28
23	IFIC1STMF	760,484.00	5.82	4,426,016.88	4.60	3,498,226.40	-927,790.48	760,484.00	5.82	4,426,016.88	4.60	3,498,226.40	-927,790.48
24	ISLAMIBANK	84,132.00	32.28	2,715,491.29	17.50	1,472,310.00	-1,243,181.29	84,132.00	32.28	2,715,491.29	16.90	1,421,830.80	-1,293,660.49
25	JAMUNAOIL	43,129.00	199.67	8,611,401.04	138.20	5,960,427.80	-2,650,973.24	43,129.00	199.67	8,611,401.04	138.30	5,964,740.70	-2,646,660.34
26	KPCL	2,100.00	50.03	105,062.00	45.30	95,130.00	-9,932.00	2,100.00	50.03	105,062.00	45.30	95,130.00	-9,932.00
27	LANKABAFIN	73,674.00	42.60	3,138,382.04	12.90	950,394.60	-2,187,987.44	73,674.00	42.60	3,138,382.04	12.90	950,394.60	-2,187,987.44
28	LINDEBD	859.00	1,329.81	1,142,310.20	1,292.00	1,109,828.00	-32,482.20	859.00	1,329.81	1,142,310.20	1,239.00	1,064,301.00	-78,009.20
29	MERCANBANK	145,556.00	14.05	2,045,506.41	10.60	1,542,893.60	-502,612.81	138,625.00	14.76	2,045,506.41	12.70	1,760,537.50	-284,968.91
30	MJLBD	95,479.00	110.09	10,511,709.87	64.70	6,177,491.30	-4,334,218.57	95,479.00	110.09	10,511,709.87	65.30	6,234,778.70	-4,276,931.17
31	NEWLIN	9,741.00	8.77	85,453.06	12.90	125,658.90	40,205.84	9,741.00	8.77	85,453.06	12.90	125,658.90	40,205.84
32	NLI1STMF	386,548.00	11.37	4,395,546.46	9.60	3,710,860.80	-684,685.66	386,548.00	11.37	4,395,546.46	9.60	3,710,860.80	-684,685.66
33	OLYMPIC	38,716.00	267.02	10,337,757.83	150.20	5,815,143.20	-4,522,614.63	38,716.00	267.02	10,337,757.83	150.20	5,815,143.20	-4,522,614.63
34	PADMAOIL	11,291.00	285.92	3,228,279.95	166.20	1,876,564.20	-1,351,715.75	11,291.00	285.92	3,228,279.95	167.60	1,892,371.60	-1,335,908.35
35	PHENIXINS	3,000.00	47.47	142,413.73	21.50	64,500.00	-77,913.73	3,000.00	47.47	142,413.73	21.60	64,800.00	-77,613.73
36	PLFSL	31,906.00	53.57	1,709,278.94	3.00	95,718.00	-1,613,560.94	31,906.00	53.57	1,709,278.94	3.00	95,718.00	-1,613,560.94
37	PREMIERCEM	27,729.00	90.94	2,521,555.06	60.90	1,688,696.10	-832,858.96	27,729.00	90.94	2,521,555.06	63.50	1,760,791.50	-760,763.56
38	PRIMEBANK	187,138.00	20.69	3,871,181.15	14.20	2,657,359.60	-1,213,821.55	187,138.00	20.69	3,871,181.15	14.60	2,732,214.80	-1,138,966.35




Syed Sadek Hussain
Compliance Officer
Prime Finance Asset
Management Company Ltd

**Rupali Life Insurance First Mutual Fund
Investment in Listed Securities**

Sl. No.	Instrument	As on 30 June 2020						As on 31 March 2020					
		Number of Unit	Average Cost Per Unit	Total Cost	Market price per unit	Total Market Price	Unrealized gain/ (loss)	Number of Unit	Average Cost Per Unit	Total Cost	Market price per unit	Total Market Price	Unrealized gain/ (loss)
		Qty	Taka	Taka	Taka	Taka	Taka	Qty	Taka	Taka	Taka	Taka	Taka
39	RELIANCE1	492,079.00	9.02	4,436,705.86	8.10	3,985,839.90	-450,865.96	492,079.00	9.02	4,436,705.86	8.30	4,084,255.70	-352,450.16
40	RENATA	13,393.00	867.57	11,619,418.96	1,026.20	13,743,896.60	2,124,477.64	13,393.00	867.57	11,619,418.96	1,026.20	13,743,896.60	2,124,477.64
41	RINGSHINE	549,135.00	8.70	4,775,090.00	6.40	3,514,464.00	-1,260,626.00	549,135.00	8.70	4,775,090.00	6.40	3,514,464.00	-1,260,626.00
42	RUNNERAUTO	13,543.00	71.43	967,425.00	46.10	624,332.30	-343,092.70	13,543.00	71.43	967,425.00	46.10	624,332.30	-343,092.70
43	SEAPEARL	5,515.00	9.52	52,526.08	79.10	436,236.50	383,710.42	5,515.00	9.52	52,526.08	79.10	436,236.50	383,710.42
44	SEBL1STMF	508,088.00	10.75	5,461,470.74	9.30	4,725,218.40	-736,252.34	508,088.00	10.75	5,461,470.74	9.30	4,725,218.40	-736,252.34
45	SILCOPHL	20,886.00	9.09	189,880.00	22.40	467,846.40	277,966.40	20,886.00	9.09	189,880.00	22.40	467,846.40	277,966.40
46	SINGERBD	14,479.00	179.93	2,605,216.45	147.00	2,128,413.00	-476,803.45	14,479.00	179.93	2,605,216.45	147.00	2,128,413.00	-476,803.45
47	SPCL	29,400.00	118.32	3,478,537.45	72.00	2,116,800.00	-1,361,737.45	29,400.00	118.32	3,478,537.45	72.00	2,116,800.00	-1,361,737.45
48	SQUARETEXT	42,108.00	65.70	2,766,292.56	29.00	1,221,132.00	-1,545,160.56	42,108.00	65.70	2,766,292.56	29.00	1,221,132.00	-1,545,160.56
49	SQURPHARMA	144,621.00	200.85	29,047,093.75	172.50	24,947,122.50	-4,099,971.25	144,621.00	200.85	29,047,093.75	172.50	24,947,122.50	-4,099,971.25
50	SSSTEEL	21,402.00	8.70	186,110.00	10.30	220,440.60	34,330.60	21,402.00	8.70	186,110.00	10.30	220,440.60	34,330.60
51	SUMITPOWER	42,900.00	40.24	1,726,168.24	35.10	1,505,790.00	-220,378.24	42,900.00	40.24	1,726,168.24	35.80	1,535,820.00	-190,348.24
52	UNIQUEHRL	27,000.00	52.13	1,407,529.20	39.50	1,066,500.00	-341,029.20	27,000.00	52.13	1,407,529.20	40.00	1,080,000.00	-327,529.20
53	UPGDCL	900.00	238.92	215,026.24	220.20	198,180.00	-16,846.24	900.00	238.92	215,026.24	220.20	198,180.00	-16,846.24
				223,760,409		151,030,882	(72,729,528)			223,760,409		150,941,480	(72,818,929)




Syed Sadek Hussain
 Compliance Officer
 Prime Finance Asset
 Management Company Ltd