

**Prime Finance Asset Management Company Limited**  
**Prime Financial First Unit Fund**  
**Portfolio Statements as at 31 December 2021**

**I. Investment in Capital Market Securities (Listed)**

Figure in BD Taka in million

SL	Sector	Name of Script	No. of shares/Units	Cost Value	Market Value	Unrealized Gain / Loss	% Changes (In term of Cost)	% of total investments
1	Bank	CITYBANK	55,934	1.67	1.53	-0.14	-8.51%	0.84%
2	Bank	ISLAMIBANK	71,343	2.06	2.28	0.22	10.70%	1.04%
	<b>Sub Total:</b>			<b>3.73</b>	<b>3.81</b>	<b>0.08</b>	<b>2.11%</b>	<b>1.88%</b>
3	Cement	CONFIDCEM	28,415	3.81	3.46	-0.35	-9.16%	1.92%
4	Cement	HEIDELBCEM	10,397	5.63	2.83	-2.79	-49.65%	2.83%
5	Cement	PREMIERCEM	53,661	3.59	3.49	-0.10	-2.67%	1.81%
	<b>Sub Total:</b>			<b>13.03</b>	<b>9.79</b>	<b>-3.24</b>	<b>-24.86%</b>	<b>6.56%</b>
6	Engineering	BBSCABLES	94,577	6.29	5.29	-1.00	-15.91%	3.17%
7	Engineering	DOMINAGE	21,000	0.69	0.51	-0.17	-25.37%	0.35%
8	Engineering	IFADAUTOS	44,165	3.08	2.09	-0.99	-32.15%	1.55%
9	Engineering	NPOLYMER	40,000	2.54	2.10	-0.44	-17.27%	1.28%
10	Engineering	RUNNERAUTO	68,102	4.46	3.49	-0.97	-21.70%	2.25%
11	Engineering	SINGERBD	15,287	2.76	2.60	-0.17	-5.99%	1.39%
12	Engineering	SSSTEEL	54,000	1.19	1.02	-0.17	-14.26%	0.60%
13	Engineering	WALTONHIL	2,000	2.76	2.30	-0.47	-16.90%	1.39%
	<b>Sub Total:</b>			<b>23.78</b>	<b>19.40</b>	<b>-4.38</b>	<b>-18.40%</b>	<b>11.98%</b>
14	NBFI	PLFSL	32,222	2.02	0.10	-1.92	-95.20%	1.02%
	<b>Sub Total:</b>			<b>2.02</b>	<b>0.10</b>	<b>-1.92</b>	<b>-95.20%</b>	<b>1.02%</b>
15	Food and Allied	BATBC	1,500	0.59	0.95	0.37	62.75%	0.30%
16	Food and Allied	OLYMPIC	38,963	9.03	6.26	-2.78	-30.74%	4.55%
	<b>Sub Total:</b>			<b>9.62</b>	<b>7.21</b>	<b>-2.41</b>	<b>-25.04%</b>	<b>4.85%</b>
17	Fuel and Power	BARKAPOWER	84,452	2.45	2.01	-0.44	-17.86%	1.23%
18	Fuel and Power	DESCO	67,422	2.81	2.39	-0.41	-14.68%	1.41%
19	Fuel and Power	EPGL	35,000	1.95	1.39	-0.57	-29.01%	0.98%
20	Fuel and Power	JAMUNAOIL	32,511	6.24	5.56	-0.68	-10.92%	3.15%
21	Fuel and Power	LINDEBD	1,260	1.54	1.99	0.45	28.97%	0.78%
22	Fuel and Power	MJLBD	56,621	5.98	5.00	-0.98	-16.43%	3.01%
23	Fuel and Power	PADMAOIL	7,089	2.25	1.51	-0.74	-32.93%	1.13%
24	Fuel and Power	SUMITPOWER	102,700	4.29	4.00	-0.29	-6.87%	2.16%
25	Fuel and Power	TITASGAS	81,720	3.23	2.97	-0.26	-8.18%	1.63%
26	Fuel and Power	UPGDCL	20,830	5.66	5.09	-0.58	-10.20%	2.85%
	<b>Sub Total:</b>			<b>36.41</b>	<b>31.90</b>	<b>-4.51</b>	<b>-12.39%</b>	<b>18.34%</b>
27	Miscellaneous	BERGERPBL	403	0.71	0.71	0.00	-0.43%	0.36%
28	Miscellaneous	KFL	39,330	0.39	0.39	0.00	0.00%	0.20%
29	Miscellaneous	SKTRIMS	30,000	1.24	0.89	-0.35	-28.16%	0.63%
	<b>Sub Total:</b>			<b>2.35</b>	<b>2.00</b>	<b>-0.35</b>	<b>-15.03%</b>	<b>1.18%</b>
30	Mutual Funds	ABB1STMF	150,000	1.11	0.83	-0.29	-25.82%	0.56%
31	Mutual Funds	GRAMEENS2	207,060	3.63	3.19	-0.44	-12.04%	1.83%



32	Mutual Funds	IFIC1STMF	386,500	2.51	2.13	-0.39	-15.47%	1.27%
33	Mutual Funds	RELIANCE1	138,440	1.68	1.61	-0.07	-4.25%	0.84%
	<b>Sub Total:</b>			<b>8.93</b>	<b>7.75</b>	<b>-1.18</b>	<b>-13.26%</b>	<b>4.50%</b>
34	Pharmaceuticals	ACTIVEFINE	150,000	4.64	3.84	-0.80	-17.19%	2.34%
35	Pharmaceuticals	IBNSINA	13,789	3.56	3.74	0.18	5.07%	1.79%
36	Pharmaceuticals	MARICO	325	0.69	0.75	0.05	7.84%	0.35%
37	Pharmaceuticals	RENATA	10,096	9.75	13.25	3.50	35.89%	4.91%
38	Pharmaceuticals	SQURPHARMA	40,558	8.04	8.69	0.65	8.07%	4.05%
	<b>Sub Total:</b>			<b>26.68</b>	<b>30.27</b>	<b>3.59</b>	<b>13.44%</b>	<b>13.44%</b>
39	Tannery	BATASHOE	8,238	7.66	7.97	0.31	4.01%	3.86%
	<b>Sub Total:</b>			<b>7.66</b>	<b>7.97</b>	<b>0.31</b>	<b>4.01%</b>	<b>3.86%</b>
40	Telecom	BSCCL	6,600	1.16	1.39	0.23	19.82%	0.58%
41	Telecom	GP	15,000	5.22	5.24	0.02	0.39%	2.63%
	<b>Sub Total:</b>			<b>6.38</b>	<b>6.63</b>	<b>0.25</b>	<b>3.91%</b>	<b>3.21%</b>
42	Paper & Printing	BPML	33,800	1.68	1.46	-0.22	-13.32%	0.85%
	<b>Sub Total:</b>			<b>1.68</b>	<b>1.46</b>	<b>-0.22</b>	<b>-13.32%</b>	<b>0.85%</b>
43	Textile	ETL	68,057	1.19	0.67	-0.51	-43.18%	0.60%
44	Textile	FAMILYTEX	75,485	1.43	0.35	-1.08	-75.70%	0.72%
45	Textile	SQUARETEXT	69,377	4.68	3.62	-1.06	-22.60%	2.36%
46	Textile	ESQUIRENIT	58,492	2.24	2.05	-0.20	-8.73%	1.13%
	<b>Sub Total:</b>			<b>9.54</b>	<b>6.69</b>	<b>-2.85</b>	<b>-29.86%</b>	<b>4.80%</b>
	<b>Total:</b>			<b>151.80</b>	<b>134.96</b>	<b>-16.84</b>	<b>-11.09%</b>	

## II. Investment in Capital Market Securities (Non-listed)

SL	Name of Script	No. of shares/Units	Cost Value	Market Value	Unrealized Gain / Loss	% Changes (In term of Cost)	% of total investments
1	UFS-Popular Life Unit Fund	895,000	10.02	10.53	0.50	5.00%	5.05%
2	VIPB SEBL 1st Unit Fund	60,126	0.60	0.63	0.03	5.60%	0.30%
	<b>IPO application:</b>						
3	BD Thai Food & Beverage Ltd		0.64	0.64	0.00	0.00%	0.32%
4	Union Bank Limited		21.40	21.40	0.00	0.00%	10.78%
	<b>Total:</b>		<b>32.66</b>	<b>33.19</b>	<b>0.53</b>		


## III. Cash and Cash Equivalents and Investment in Securities (not related to Capital Market)


A. Money Market Instruments			Cost Value	Market Value/Fair Value		
			-	-		
B. Term Depost/Investments			Types	No. of Intrument	Cost Value	Maturity Value
LankaBangla Finance Limited			FDR	0	-	-




FDR NO. 001229200000018	Interest rate	0.00%		
Delta Brac Housing Finance Corporation Limited		0	-	-
FDR NO.71000192583	Interest rate	0.00%		
Other assets			2.28	2.28
<b>C. Cash at Bank</b>				
Dutch Bangla Bank Limited			3.61	3.61
Local Office Branch				
<b>D. Cash at Bo Account:</b>				
PFI Securities Limited			7.33	7.33
UCB Stock Brokerage Limited			0.03	0.03
United Securities Limited			0.00	0.00
IDLC Securituies Limited			0.84	0.84
Fareast Stock and Bonds Limited			0.00	0.00
	<b>Total:</b>		<b>14.09</b>	<b>14.09</b>

<b>Total Investment =(I+II+III)</b>	<b>198.55</b>	<b>182.25</b>
-------------------------------------	---------------	---------------

  
**Moin Al Kashem**  
 Managing Director & CEO

  
**Syed Sadek Hussain**  
 Compliance Officer  
 Prime Finance Asset  
 Management Company Ltd

  
**Md. Hasan Imam**  
 Head of Finance & Fund Management